






























# BUILDING PERMIT APPLICATIONS AND FORMS

## ADMINISTRATIVE PERMITS












	<a href="#">Duplex or Triplex in R1A</a>
	<a href="#">Film Production</a>
	<a href="#">Food Truck</a>
	<a href="#">Special Events (Outside) – Application A</a> Small outdoor events with 2000 or less attendees. (Races, walks, parades, festivals, etc.... <i>Exception: All events occurring at and completely contained within any City of East Point Park, please contact Parks and Recreation.</i> )
	<a href="#">Special Uses – Application B</a>

## BUILDING PERMITS

	<a href="#">Building Permit Application 1- Residential New Only</a>  1 and 2 Family Dwellings Only, single lots. <i>(3 or more units are reviewed as Commercial per IRC and IBC code, use Building Permit Application 2)</i>
	<a href="#">Building Permit Application 2 - (All Commercial, Residential Existing, Other)</a> <ul style="list-style-type: none"> <li>• Residential New Construction 3 or More Units (Multifamily), including:                         <ul style="list-style-type: none"> <li>○ Triplexes,</li> <li>○ Quadraplexes,</li> <li>○ Apartment Buildings</li> </ul> </li> <li>• Residential Existing, including (links to Safebuilt Plans Submittal Guides):                         <ul style="list-style-type: none"> <li>○ <a href="#">Additions</a>, Alterations, General Repairs, Renovations.</li> <li>○ Fire Restorations;</li> <li>○ <a href="#">Pools</a>;</li> <li>○ Siding</li> <li>○ Windows</li> </ul> </li> <li>• ALL Commercial New Construction and Commercial Existing, including:                         <ul style="list-style-type: none"> <li>○ Antenna / Co-locators Installations</li> <li>○ Charging (EV) Stations</li> <li>○ Conveyor / Material Handling; Racking / Shelving Installations</li> <li>○ Grease Trap Installations</li> <li>○ Interior Tenant Build Outs and Interior Alterations, such as expanding / combining / reducing suites and/or office spaces.</li> <li>○ New Commercial Construction</li> <li>○ Trailers:                                 <ul style="list-style-type: none"> <li>▪ Construction (only allowed during construction project)</li> <li>▪ Modular Offices and/or Class Trailers</li> </ul> </li> </ul> </li> </ul>

MEPs (Mechanical / Electrical / Fire / Plumbing) Trade PERMITS	
	<a href="#">Electrical and Electrical Low Voltage</a>
	<a href="#">Fire ALARM System</a>
	<a href="#">Fire SPRINKLER System</a>
	<a href="#">Fire SUPPRESION System</a>
	<a href="#">HVAC / Mechanical</a>
	<a href="#">Plumbing</a>
	<a href="#">Residential Irrigation (Sprinkler) System</a>
OTHER SPECIFIC APPLICATIONS	
	<a href="#">Address Creation and/or Change (Established Lots / Parcels)</a>
	<a href="#">Closing an Active Permit Form</a>
	<a href="#">Concept Review Submittal Packet</a>
	<a href="#">DECKS / Covered Patios / Car Ports / Gables / Pergolas / Porches / Ramps /Steps</a>
	<a href="#">DEMOLITION (Completely Removing Structure)</a>
	<a href="#">Driveways / Parking Pads / Paved Parking Lots / Walkways</a>
	<a href="#">Fences / Gates / Decorative Walls / Retaining Walls</a>
	<a href="#">Garage / Yard Sale</a>
	<a href="#">Interior Demo or Fire / Smoke / Water Damage Demo</a>
	<a href="#">Land Disturbance Permit (LDP) Application Packet</a>
	<a href="#">Reinstating an Expired or Extending near Expired Permit Form</a>
	<a href="#">Roof (Shingles Only, no Framing)</a>
	<a href="#">Signs</a>
	<a href="#">Solar Panel Installation (EP Solar &amp; Interconnect Agreement attached)</a>
	<a href="#">Temporary Storage / PODS</a>

	<a href="#">Tree Removal</a>	
	<a href="#">Vacant or Foreclosed Property Registrations</a>	
<b>SHORT TERM LODGING</b>		
	<a href="#">Short Term Lodging Permit Application</a>	
	<a href="#">Guide: How to Apply for Short Term Lodging</a>	
	<a href="#">Frequently Asked Questions</a>	
<b>CERTIFICATES</b>		
	<a href="#">Certificate of Completion</a>	
	<a href="#">Certificate of Occupancy - Commercial</a> Guide: <a href="#">The Commercial CO Process</a>	
	<a href="#">Certificate of Occupancy - Residential</a>	
	Guide: <a href="#">Certificate of Completion or Occupancy - what's the difference and when do I need one?</a>	
<b>FORMS AND GUIDES</b>		
<b>FORMS</b>		
	<a href="#">Authorized Agent Form</a>	
	<a href="#">Electrical Load Calculation Form</a>	
	<a href="#">EPA Notification Acknowledgement and Building / Demolition Disclaimer Form (for DEMOLITION Permit)</a>	
	<a href="#">Homeowner's Affidavit Form</a>	
	<a href="#">Power Kill Request Form (for DEMOLITION Permit)</a>	
	<a href="#">Residential Infill Survey with Public Participation Packet</a>	

GUIDES (In Logical Order)	
	STEP 1: <a href="#">What Requires a Permit? Who can pull a permit? What Credentials do I need?</a>
	STEP 2: <a href="#">Fee Schedule – How much will the permit cost?</a>
	STEP 3: <a href="#">Setting up Your Online Permitting BS&amp;A Account.</a>
	STEP 4: <a href="#">How to apply for your Permit via BS&amp;A Account.</a>
	STEP 5: <a href="#">The Plan Review Process</a> <ul style="list-style-type: none"> <li>• SafeBuilt Plan Review Submittal Guides               <ul style="list-style-type: none"> <li>○ <a href="#">Accessory Structures (Non-Habitable, such as Sheds)</a></li> <li>○ <a href="#">Additions (Residential)</a></li> <li>○ <a href="#">Basement Finish</a></li> <li>○ <a href="#">Covered Patios, Carports, and Pergolas</a></li> <li>○ <a href="#">Decks and Uncovered Patios</a></li> <li>○ <a href="#">Re-roofs</a></li> <li>○ <a href="#">Swimming Pools</a></li> </ul> </li> </ul>
	STEP 6: <a href="#">The Technical Review Team</a>
	STEP 7: <a href="#">Downloading and Printing Stamped Plans</a>
	STEP 8: <a href="#">Tradesmen – How to Apply for a permit.</a>
	STEP 9: <a href="#">Scheduling an Inspection</a>
	STEP 10: <a href="#">Certificate of Completion or Occupancy – What’s the difference and when do I apply?</a>
	STEP 11: <a href="#">The Commercial Certificate of Occupancy Processed Explained!</a>

G E O R G I A